

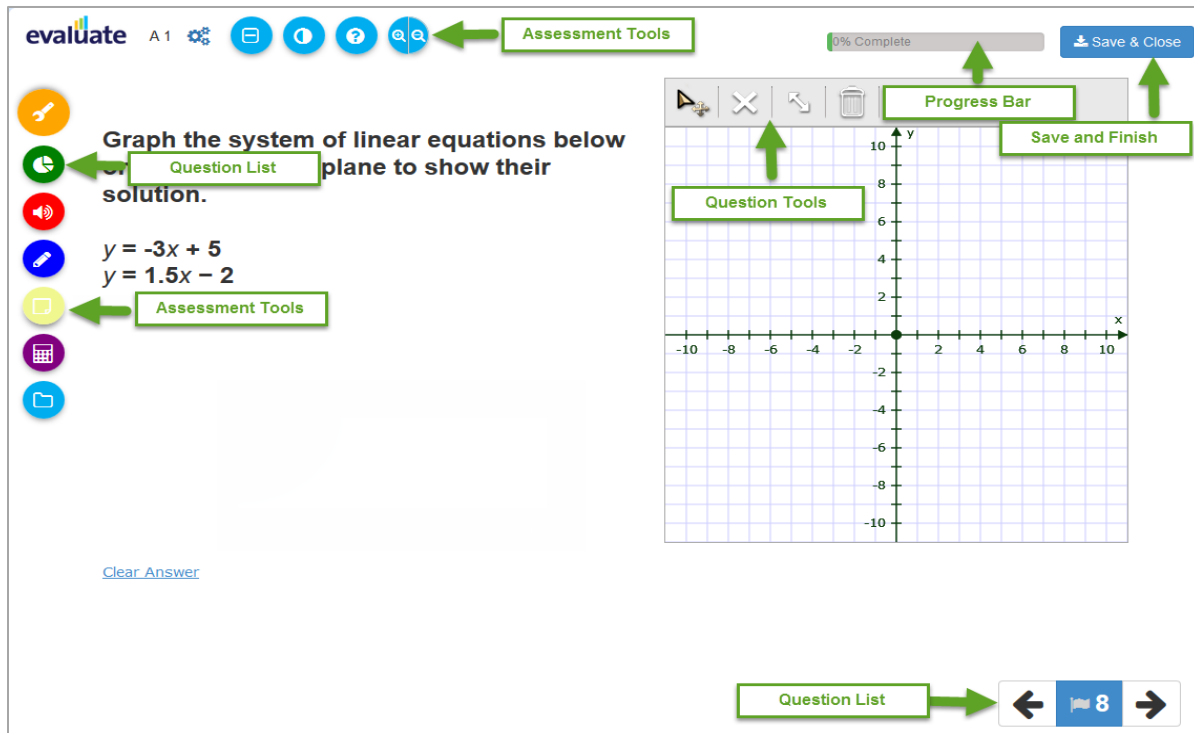
[Assessment Screen Overview](#)

[Question Tools](#)

[Assessment Tools](#)

[Question List](#)

Assessment Screen Overview



evaluate A1 [Settings] [Masking] [Color Contrast] [Zoom] [Assessment Tools]

0% Complete [Save & Close]












Graph the system of linear equations below plane to show their solution.

$y = -3x + 5$
 $y = 1.5x - 2$











Clear Answer

Question List [Navigation: Left, 8, Right]

Assessment Tools

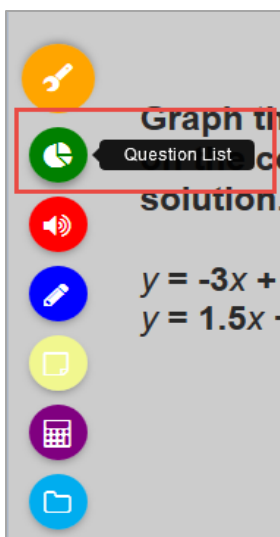
	Tool Access - click on to view available assessment tools
	Question List - click on the question icon to go to a new question, or view what questions are completed.
	Text-to-Speech - click on the headphone icon to reveal play pause stop buttons for reading the assessment questions aloud. You can also click on one or more words and the play button to read the selected words.
	Highlighter - use this tool to highlight text in your assessment question or reading passages with four different colors.
	Notepad - take notes for each question to capture important details or to work through a multi-step problem.
	Calculator - this popup calculator tool is only available for certain tests. If you see this icon, click to launch an on-screen calculator.
	Reference Sheets - use this to find helpful math information such as conversion charts and formulas for grade level 4 and up.
	Help Tool - click on the question mark to show information on assessment interface.
	Zoom Tool - click on the magnifying glass to enlarge the assessment text and images by 4 times the original size.
	Color Contrast - use this tool to change the color contrast and improve the visibility of text for students who need this accommodation.
	Masking Tool - available for students that need help focusing on text, masking will highlight the text and block out the rest of the screen.

Question Tools

	Flag for Review - mark a question for review so that you remember to complete the question before finishing your test. The system will warn you if you have any questions flagged question upon submitting.
	Protractor - the protractor tool will be enabled for questions that require it. Click to view/hide the protractor.
	Ruler - the ruler tool will be enabled for questions that require it. Click to view/hide the ruler.
	Add Point - this tool will be displayed on graphing questions that require points to be plotted. Turn on and click on the graph.
	Add Line - this tool will be displayed on graphing questions that require lines to be drawn. Turn on and click on the graph to draw a line.
	Add Segment - this tool will be displayed on graphing questions that require line segments to be drawn. Turn on and click on the graph to draw a segment.
	Add Ray - this tool will be displayed on graphing questions that require rays to be drawn. Turn on and click on the graph to draw a ray.
	Delete - use the delete tool to remove points and lines added to a graph or images on a drag and drop question.
	Select - use the select tool to move items on a graphing question or images on a drag and drop question.
	Clear All - this tool will remove all items added to a graphing question or dragged on a drag and drop question.

Question List

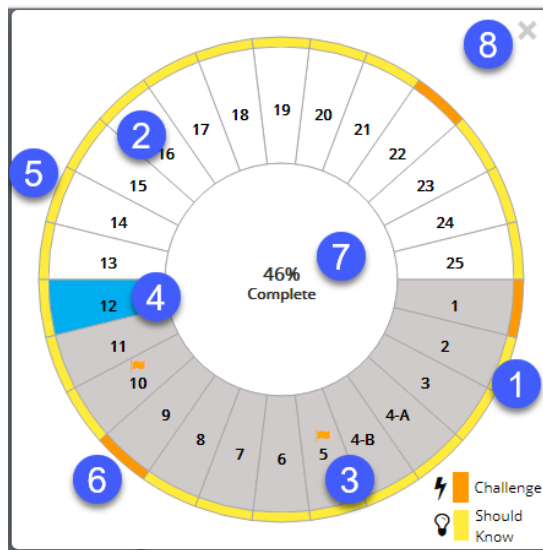
The Question List uses color coding and special icons to help guide your progress on the assessment.



Graphing solution.

$y = -3x +$
 $y = 1.5x -$

Question List



1. Answered Questions in Gray
2. Unanswered Questions in White
3. Flag for Review Questions
4. Current Question
5. "Should Know" Questions (optional)
6. "Challenge Questions (optional)
7. Percent completed
8. Close Question list